

**Business Activity and Knowledge** - The number of companies and entities in the defence sector is 444 and is growing rapidly.

Source: idD, INFORMA, IES, INE (SCIE), 2025

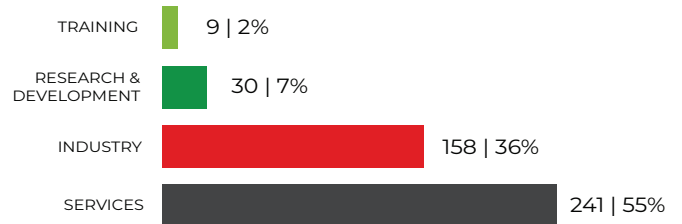
## 81 New companies in the Defence industry Year 2025



€10,97 Billion  
Total sales of Entities



Segmentation of companies and other entities:



### Defence Economy Entities


11,7% LARGE    28,6% MEDIUM    59,8% MICRO AND SMALL

**Human Resources** - Employment in the Defence industry has increased significantly and the salaries practiced are almost double those practiced for the set of national companies, reflecting a much higher level of productivity.

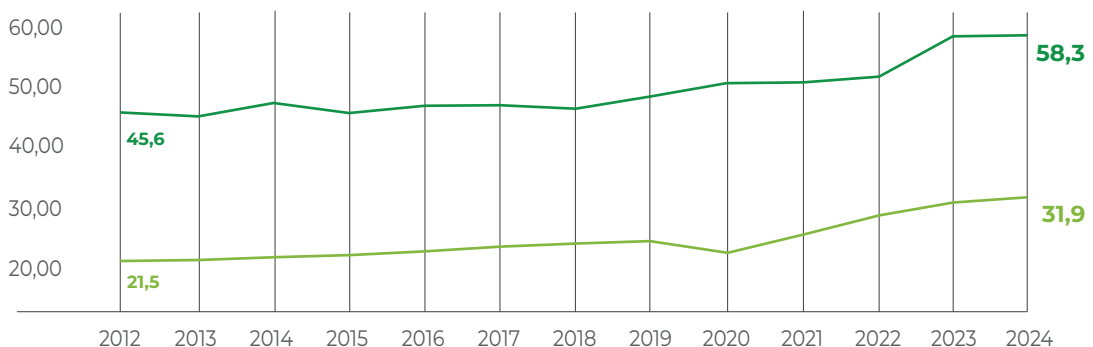
Source: INE (SCIE), 2024  
Note: Considered Personnel in Paid Service



54.184 people employed in companies



### Productivity: GVA per worker thousand €



DEFENCE ECONOMY

PORTUGUESE ECONOMY

**Research & Technological Development** - The investment, as a percentage of turnover, and the number of people dedicated to R&D activities are significantly higher than what is observed across all domestic companies.

Source: DGEEC, INE (SCIE), 2024

### COMPANIES

Defence Economy companies invest in



Defence Economy



Portuguese companies

Defence Economy employees are dedicated to R&D



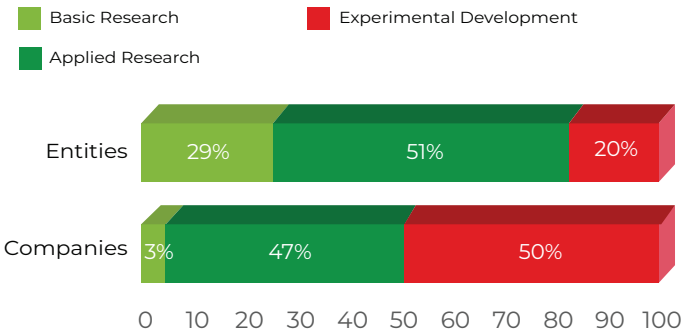
Defence Economy



Portuguese companies

### COMPANIES AND ENTITIES

Type of R&D carried out by defence companies and entities (% of total)



Entities and Companies operating in the Defence Economy



**Global Reach** - Defence exports have grown significantly since 2012 and have more than doubled over the last 12 years.

Source: INE, Banco de Portugal, 2025

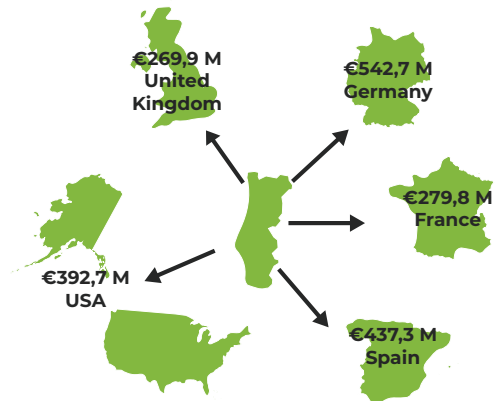
### EXPORTS OF GOODS AND SERVICES DOUBLED

Between 2012 and 2025



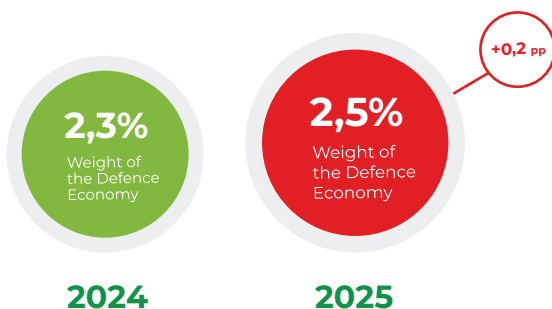
### Top 5 Export Destinations

Goods and Services 2025



### Defence Exports

% of Total Exports



### Defence Exports

% of Total Sales

