

Business Activity and Knowledge - The number of companies and entities in the defence sector is 419 and is growing rapidly.

Source: idD, INFORMA, IES, INE (SCIE), 2025

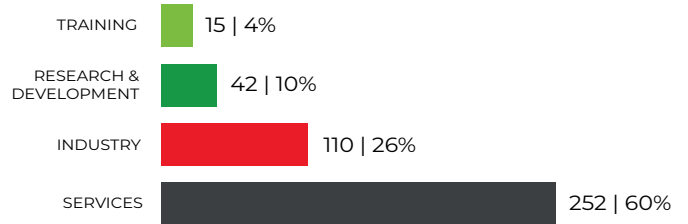
60 New companies in the Defence industry
January to October 2025



€8,68 Billion
Total sales of Entities



Segmentation of companies and other entities



Defence Economy Entities

12,3% LARGE **25,3% MEDIUM** **62,3% MICRO AND SMALL**

Human Resources - Employment in the defence industry has increased significantly, and wages are now more than double those paid by domestic companies as a whole, reflecting a much higher level of productivity.

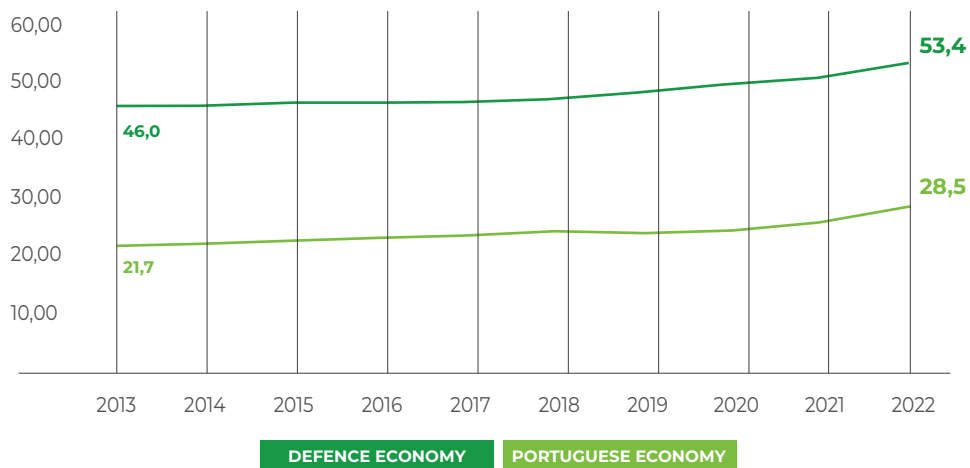
Source: INE (SCIE), 2023



45.947
people employed
in entities



Productivity: GVA per worker
thousand € - 3-year moving average



Research & Technological Development - The investment, as a percentage of turnover, and the number of people dedicated to R&D activities are significantly higher than what is observed across all domestic companies.

Source: DGEEC, INE (SCIE), 2023

COMPANIES

Defence Economy companies invest in



Defence Economy



Portuguese companies

Defence Economy employees are dedicated to R&D



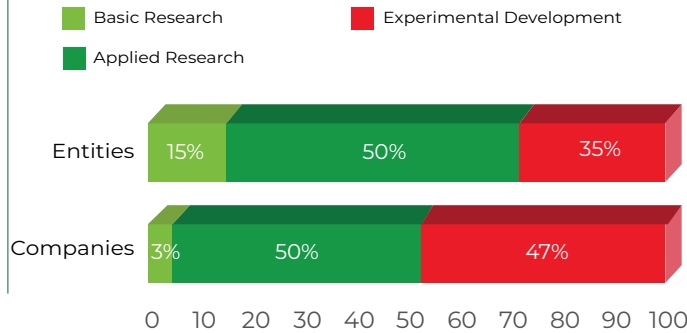
Defence Economy



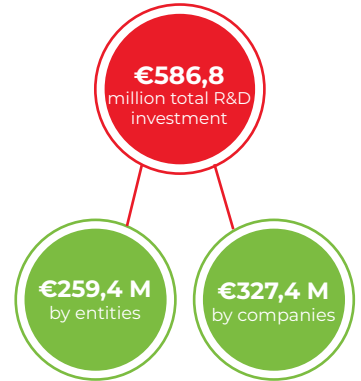
Portuguese companies

COMPANIES AND ENTITIES

Type of R&D carried out by defence companies and entities (% of total)



Entities and Companies operating in the Defence Economy

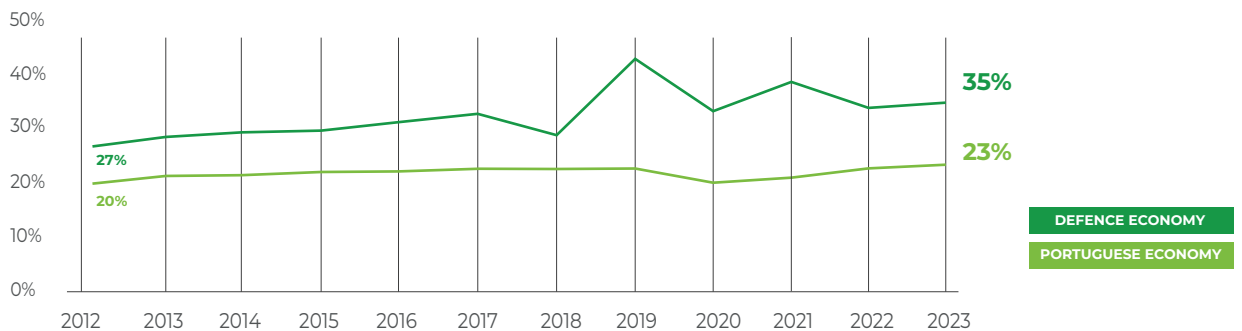


Global Reach - Exports in the defence sector have grown at an average rate of 5% per year and have doubled over the past 12 years.

Source: INE e Banco de Portugal, 2024


Exports of Goods and Services

% of total sales



Exports doubled

Between 2012 and 2024



Top 5 Export Destinations

Goods and Services

2024

